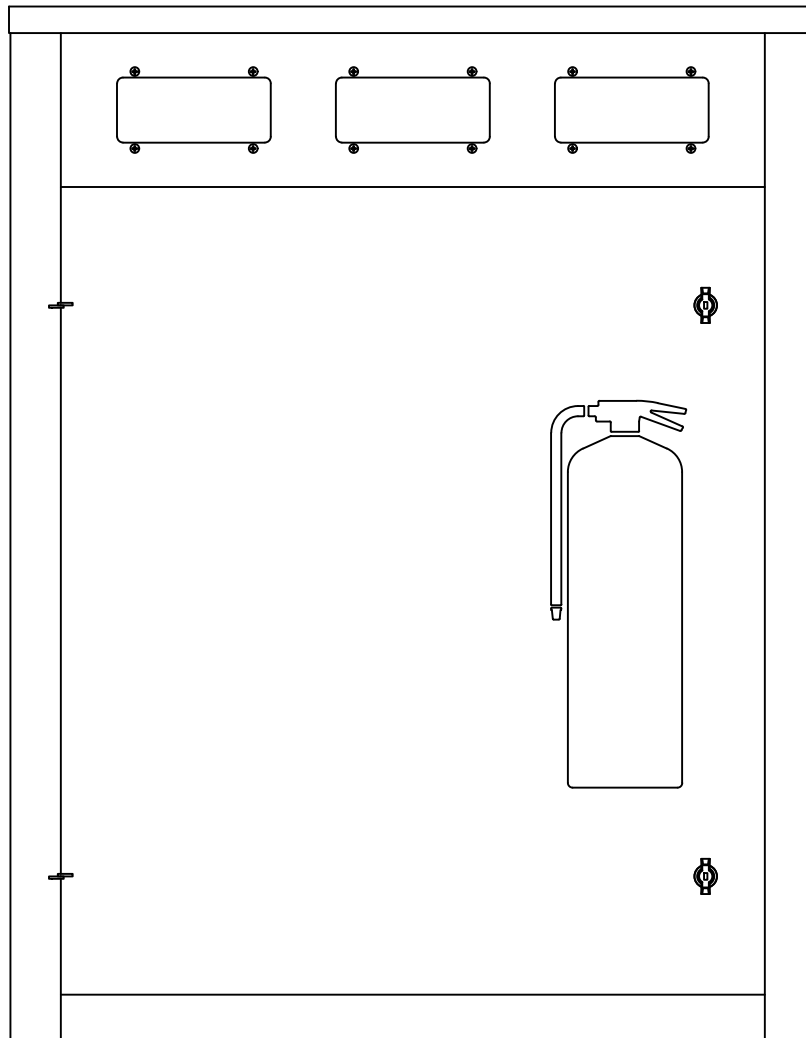




# Fire Station Hose Rack FSHR1020

## General Specifications



Marina Electrical Equipment, Inc.  
1715 Merrimac Trail  
Williamsburg, VA 23185  
Toll Free: 1-855-258-3939  
Fax: 1-757-258-3988



**Intertek**  
4005786

CONFORMS TO STD. ANSI/UL2017

# General Specifications - Fire Station Hose Rack FSHR1020

**ALL Fire Station SAFETY PEDESTALS SHALL MEET THE FOLLOWING SPECIFICATIONS:**

## **SECTION A: ACCEPTABLE MANUFACTURERS:**

Marina Electrical Equipment, Inc.  
1715 Merrimac Trail  
Williamsburg, VA 23185  
Toll Free: 1-855-258-3939  
Web: [www.marinaee.com](http://www.marinaee.com)

## **SECTION B: GENERAL REQUIREMENTS**

1. Shall be listed and marked, tested and certified to conform to Standard ANSI/UL® 2017 entitled "General Purpose Signaling Devices and Systems."
2. Shall be compliant with all sections of the latest edition of NFPA® 303, "Fire Protection Standards for Marinas and Boatyards."
3. Shall have the option to be equipped with either 10-pound or 20-pound USCG-Approved Type ABC Fire Extinguisher.
4. Shall have the option to be equipped with a USCG-Approved 24" throwable life ring.
5. Shall have the option to be equipped with an audible alarm and indicator light which activates with the removal of the optional life ring and/or fire extinguisher.
6. Shall have the option to be equipped with a 1-1/2" hose rack assembly (includes 1-1/2" brass angle valve, hose rack, 1-1/2" brass rack nipple, 100' 1-1/2" 500 PSI lined rack hose with coupling and brass fog nozzle).

## **SECTION C: CONSTRUCTION REQUIREMENTS**

1. All materials and components used in the construction of the power pedestal shall be listed.
2. Main Housing: Shall be constructed of 16-gauge 316L stainless steel and shall be powder coated with polyester resin and processed to withstand a salt spray without peeling or separating. The housing shall be listed as a NEMA® Type 3RX weatherproof enclosure.
3. Access Panels: Shall be constructed of 16-gauge 316L stainless steel and be flush-mounted.
4. Lens: Shall be constructed of 1/4" thick listed clear or amber-colored polycarbonate.
5. Hardware: Shall be stainless steel.

## **SECTION D: LIGHTING**

1. Each Fire Station Hose Rack shall contain a non-metered lighting assembly.
2. Lighting assembly shall be continuous duty with a readily available, commercially manufactured LED.
3. Lighting assembly shall be internally protected by a 5-ampere inline fuse.
4. Standard lighting assembly shall provide 360° illumination and provide minimum dock lighting of one foot-candle at 15 feet and not interfere with boater navigation.
5. Lighting assembly shall illuminate the fire extinguisher cabinet interior.

## **SECTION E: WIRING & TERMINAL BLOCK**

1. Fire Station Hose Rack shall be completely factory pre-wired to the load side of the terminal block assembly.
2. Electrical wiring shall be high-stranding tin-plated copper THHW/MTW VW-1 Boat Cable rated for 105°C.
3. Maximum standard terminal block load shall not exceed 50 amperes at 125VAC.
4. All exposed metallic parts shall be grounded as part of the integral equipment ground.

## **SECTION F: AUDIBLE ALARM AND INDICATOR LIGHT (OPTIONAL)**

1. The optional audible alarm shall output a minimum 100DBA, and the indicator light shall activate simultaneously with the removal of the optional life ring and/or fire extinguisher.

# General Specifications - Fire Station Hose Rack FSHR1020

## SECTION G: ACCESS DOOR

1. Door shall have laser-cut fire extinguisher with red opaque polycarbonate back-lit window.
2. Door shall be hinged with a 1/4- turn cam-lock latch.
3. Right and left side panels shall have laser-cut "F I R E" lettering with red opaque polycarbonate back-lit windows.
4. Access to valve/rack assembly and/or extinguisher shall not require the user to break any part of the cabinet.

## SECTION H: WARRANTY POLICY

### Housings:

Marina Electrical Equipment, Inc. (MEE) warrants that the main housing and attached parts (top, lens, doors, receptacle faceplates, circuit breaker plates, and mounting base plate) will be free from failure resulting from defects in material and/or workmanship, and are covered by a limited warranty of one (1) year. Should any of the above parts fail to comply with the above-mentioned warranty, MEE will either repair or replace the defective part(s), or credit the purchaser for the purchase price of the part. This warranty is voided if any petroleum-based solvent is used anywhere on or near any of the polycarbonate parts. These parts include, but may not be limited to: the top, lens, doors, receptacle faceplates, circuit breaker plates, terminal block, and the mounting base plate.

### Internal Components:

MEE warrants that all internal electrical components shall be covered by a limited warranty of one (1) year. Items covered include: receptacles, circuit breakers, photocells, lamp holders, coil transformers, counters and wiring harnesses. Should any of the above parts fail to comply with this warranty policy, MEE will coordinate the repair or replacement of the defective part(s) with the respective supplier.

### Solid-State Electric kWh Monitors:

MEE warrants that the International Intelligent Meter (IIM) solid-state electric kWh monitors will be free from failure resulting from defects in material and/or workmanship, and are covered for one (1) year. Although the IIM meters contain integrated surge protection, MEE and IIM will not warrant the product against severe over-voltage conditions such as lightning strikes or abnormal utility surges. Should an electric monitor fail to comply with the above-mentioned warranty, MEE will either repair or replace the defective part(s)/components, or credit the purchaser for the purchase price of the part. This warranty is voided if the damage to any or all of the components is the result of abuse, misuse, or Force Majeure. This warranty is voided if the factory seal is broken or manipulated.

This warranty policy does not cover damage or failure resulting from abuse, misuse, negligence or Force Majeure. All warranty claims must be made in writing and all defective products shall be returned to MEE for evaluation unless stated otherwise by MEE. MEE will not be responsible for reimbursing the purchaser for any sort of expense incurred by the purchaser as a result of the repair or replacement of a warranty claim.

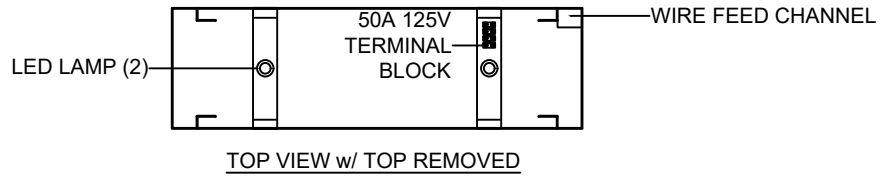
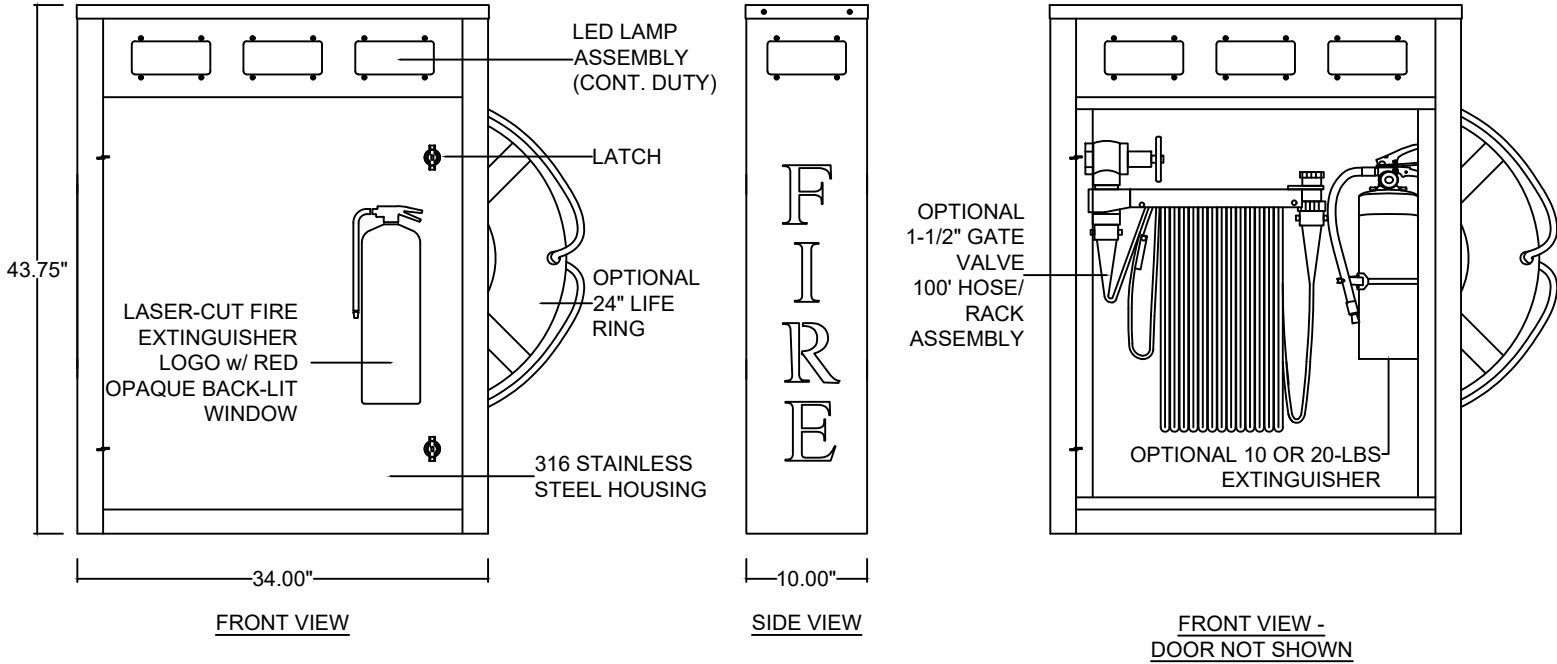
Send all warranty claims to:

Marina Electrical Equipment, Inc.  
1715 Merrimac Trail  
Williamsburg, VA 23185  
Toll Free: 1-855-258-3939  
Fax: 757-258-3988

*Specifications Subject to Change Without Notice*

END OF SECTION

# General Specifications - Fire Station Hose Rack FSHR1020



*Specifications Subject to Change Without Notice*

END OF SECTION